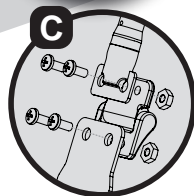
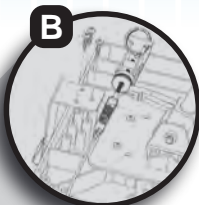
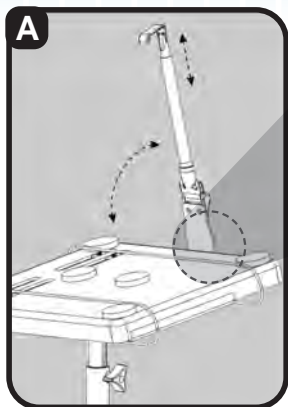


JOTTO DESK®

WWW.JOTTODESK.COM

SCREEN HOLDER PART No. 425-5999

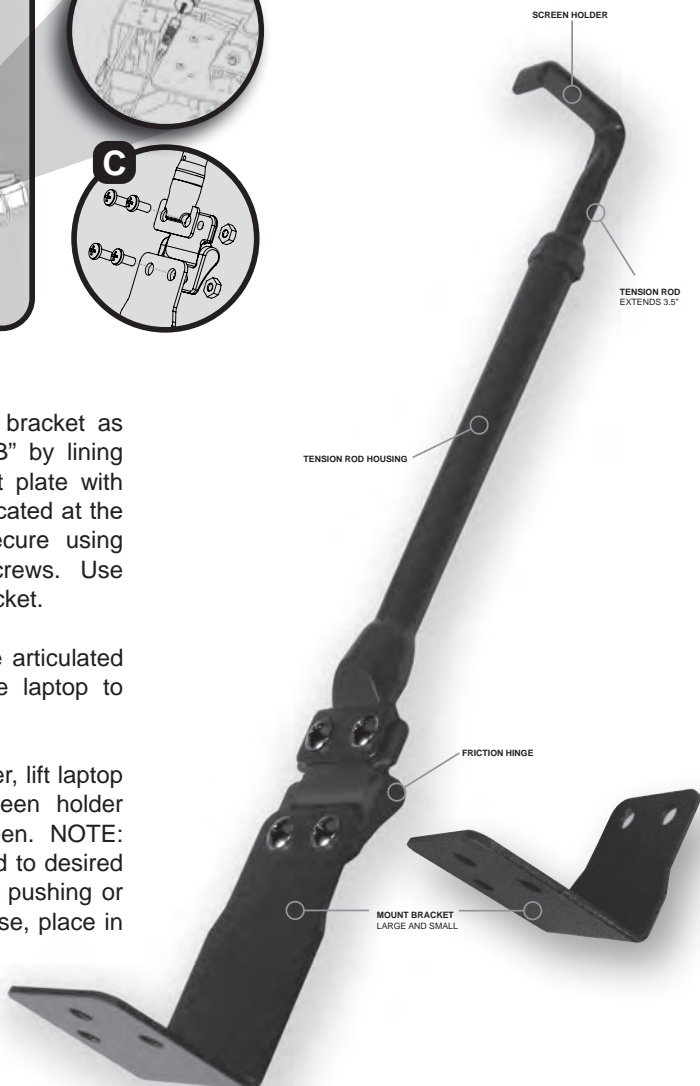


INSTRUCTIONS

1 - Position mounting bracket as shown in illustration "B" by lining up holes in the mount plate with the screw stand offs located at the back of the desktop; secure using the supplied plaston screws. Use desired size mount bracket.

2 - Fix desktop to the articulated swing arm and secure laptop to desk using the cables.

3 - To use screen holder, lift laptop screen and place screen holder over the top of the screen. NOTE: Screen can be adjusted to desired position and tilt just by pushing or pulling. When not in use, place in folded position.



209 W. EASY ST., ROGERS, AR 72756 • JOTTOPUBLICSAFETY.COM • 2/24

Jotto Desk™ is a patented product and Registered Trademark of Assembled Products™ Corporation.

Specifications subject to change without notice.

050-0065-00